

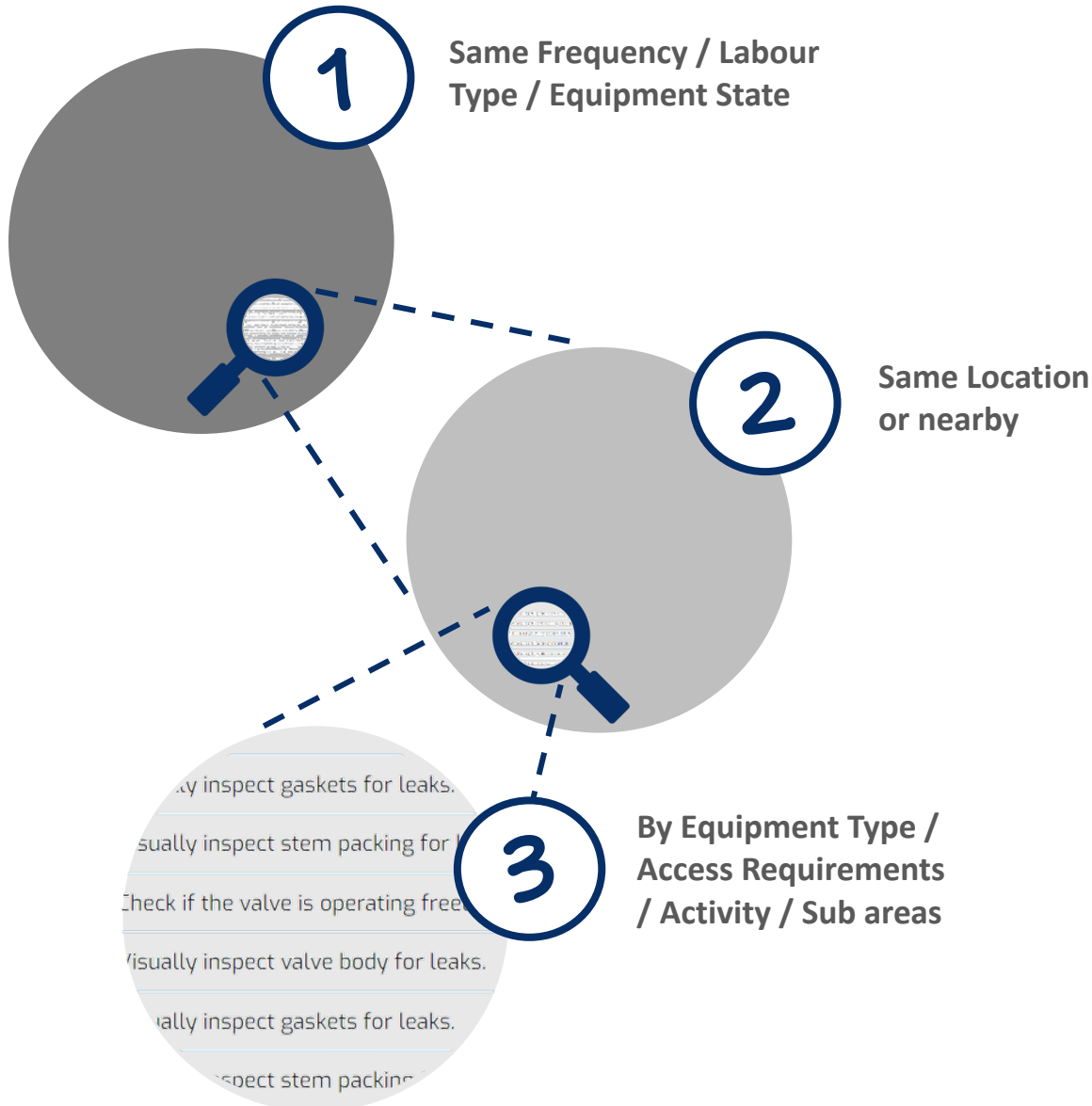


**AMSYSST**



# **AMSYSST PLATFORM**

**TASKS ROUTING TRAINING**



**⚠️ ASSETS MUST HAVE A LOCATION TO BE ELIGIBLE FOR GROUPING**



### GROUPING TACTIC

- Level 1 is compulsory => can't group incompatible tasks
- Level 2 is advised to increase routes efficiency
- Level 3 is optional, to further break down large packages of tasks



### UPDATE ROUTING

- Monitor Planned Tasks % in each group of Level 1 & 2
- Add new Tasks to existing Plans or create new ones

### Plans additional information:

- Actual Duration (for the overall route)
- Quality / Safety / Parts free text fields
- CMMS Reference

### Plans status:



#### PLAN MODIFICATIONS WARNING

- Any changes to the content of a **RELEASED** Plan will automatically trigger a status change to **MODIFIED**


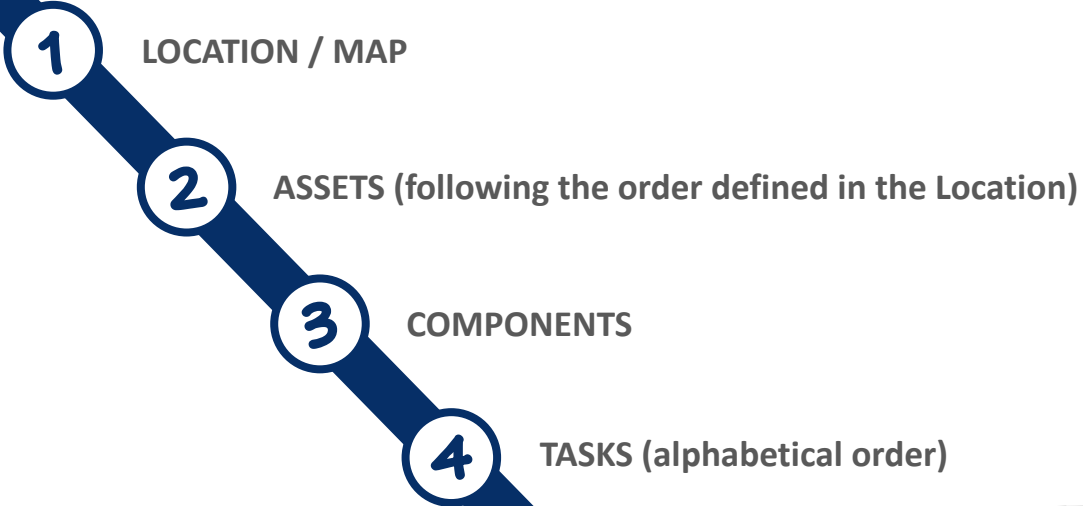


#### DELETING A PLAN

- Will not delete the Tasks within the Plan



Automatically compiled  
by the AMSYST Platform



## HOW TO ORDER TASKS?

- Order the Assets in the Location (nominal route)
- Add a number in front of the task's description (in the PM Models)



## TASKS DESCRIPTION

- Compiled automatically from all available fields of the Task + Custom Criteria



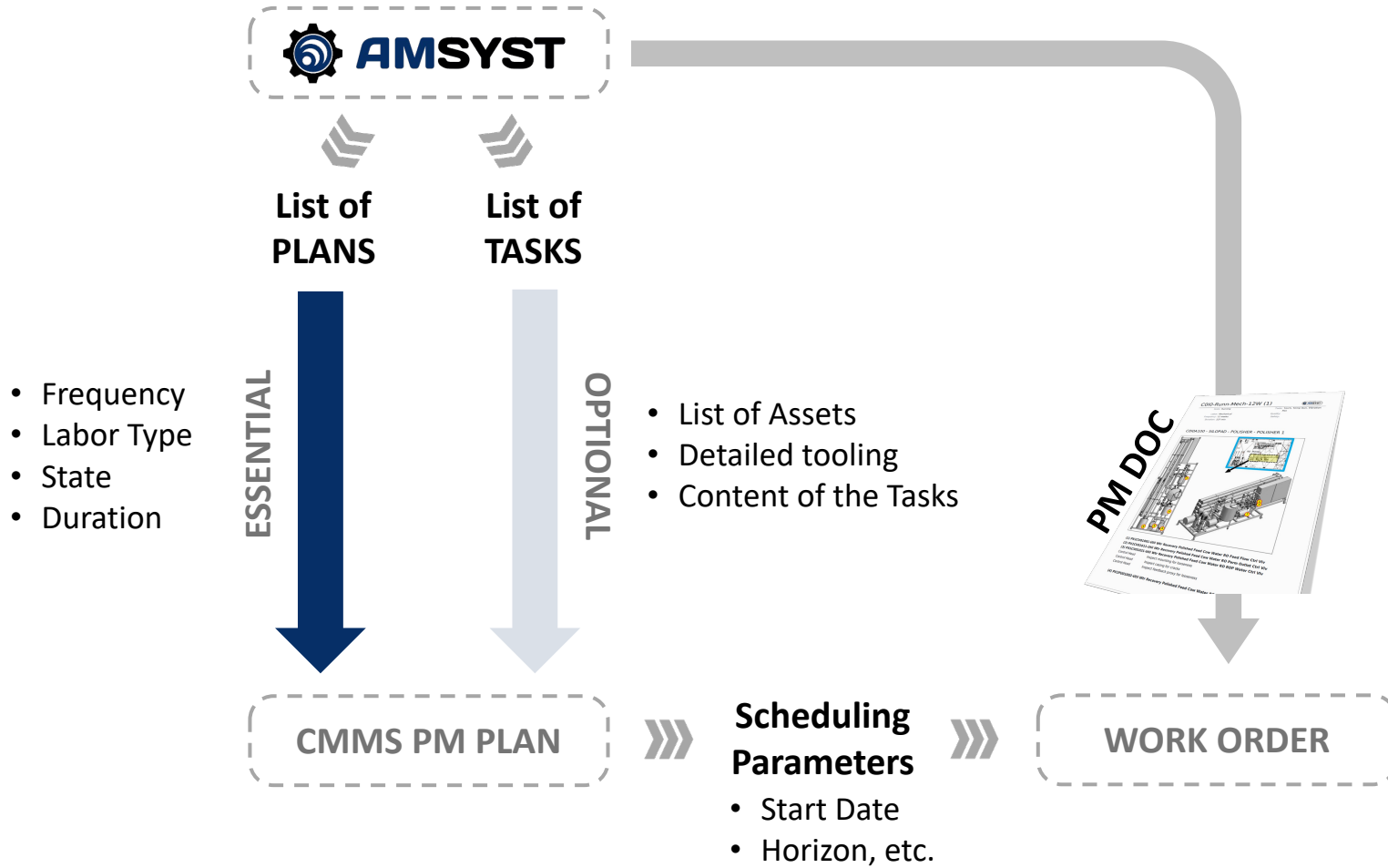
## ASSET GROUPS

- If consecutive Assets shared the exact same Tasks, they are automatically grouped, and the Tasks are only printed once



## PLAN LOOK & CUSTOMIZATION

- Account Administrator can insert the Company Logo and choose the Master Color



IN CMMS => AT MINIMA A SCHEDULED PLAN THAT TRIGGERS THE CREATION OF AN ORDER WITH A LINK TO THE PM DOCUMENT